

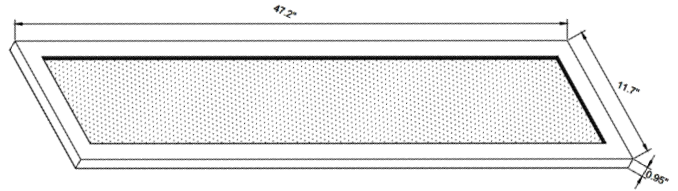
JOB NAME: _____

DATE: _____

TYPE: _____

DIMENSIONS:

47.2"(L) x 11.7"(W) x 0.95"(H)



SPL-4FT-40W-50K-D
SPL-4FT-40W-40K-D
SPL-4FT-40W-35K-D

LED SUSPENDED UP/DOWN PANEL LIGHT

Ideal for hotel, offices, retail outlets, restaurant, parking garages, storage room, conference room, education facilities and more.

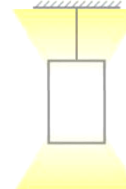
ELECTRICAL SPECIFICATIONS:

- Voltage: 120-277VAC 50/60Hz
- Wattage: 40W
- Power factor: >0.95
- Efficacy: 105LM/W

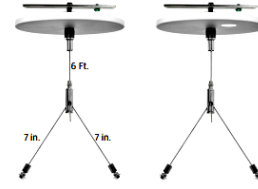
HOUSING SPECIFICATIONS:

- 4 Feet long
- White, Die-cast Aluminum
- Coupling Brackets for tandem installation pre-installed
- Operating temperature: -13°F ~ 104°F
- Lifespan: 50000 Hrs.
- IP rating: IP20

CERTIFICATIONS: UL, DLC



UP/DOWN LIGHT



Adjustable 6 Ft. Suspension Kit Select a Y-Connector Key Hole Set
(Not Included)



6 Ft. Cord SJTW 18 AWG 5-Conductor
(Not Included)

MODEL	WATTS	VOLTAGE	LUMENS(UP/DOWN)	COLOR TEMP
SPL-4FT-40W-50K-D	40W	120~277VAC	2100LM/2100LM	5000K
SPL-4FT-40W-40K-D	40W	120~277VAC	2100LM/2100LM	4000K
SPL-4FT-40W-35K-D	40W	120~277VAC	2100LM/2100LM	3500K

MODEL	DESCRIPTION
SCL-CSY	Adjustable 6 Ft. Suspension Kit Select a Y-connector Key Hole Set (Not Included)
SCL-6FT-SJTW18/5	6 Ft. Cord SJTW 18 AWG 5-Conductor (Not Included)

LIGHTING SPECIFICATIONS:

- Dimming: 0~10V dimmable
- Lens: Clear Patterned Light Guide Panel Lens
- Total lumens (Up/Down): 2100/2100 LM
- Color temperature: 5000K/4000K/3500K
- Color rendering index: >80

WARRANTY: 5 years

